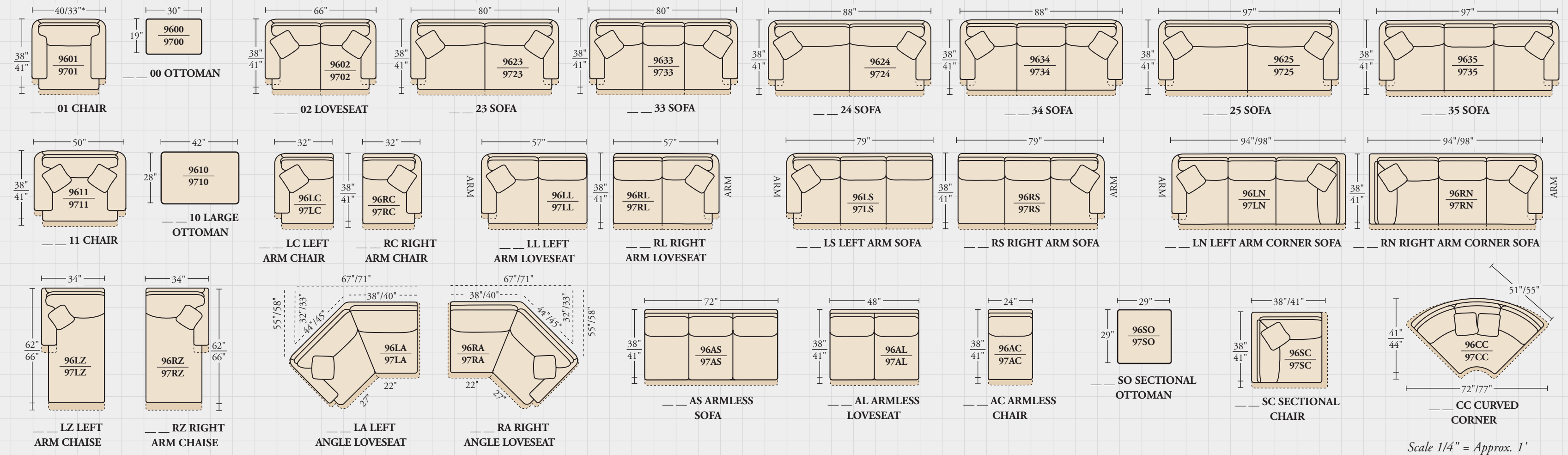


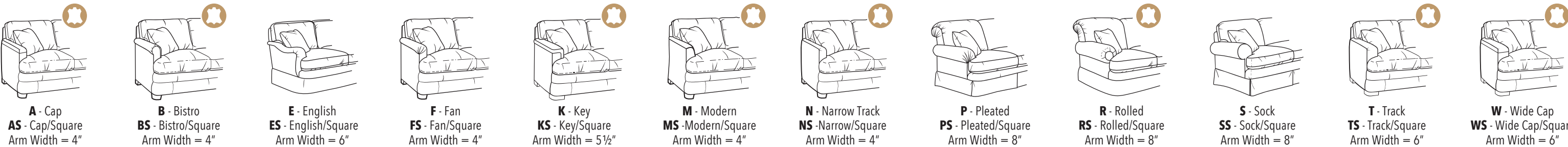
# SHERILL 9600/9700 Design Your Own Series

Select Your Depth: 96 or 97. Choose your Style Number, then choose from the ARM, BACK and BASE. Options shown below.  
List the corresponding Option Letter after your 96/97 series Style Number. EXAMPLE: THE 9601 CHAIR ordered with the ENGLISH ARM, BOX BACK and UPHOLSTERED BASE should be ordered as 9601-EBU CHAIR. **Note: Chair Width varies with Arm Option.**



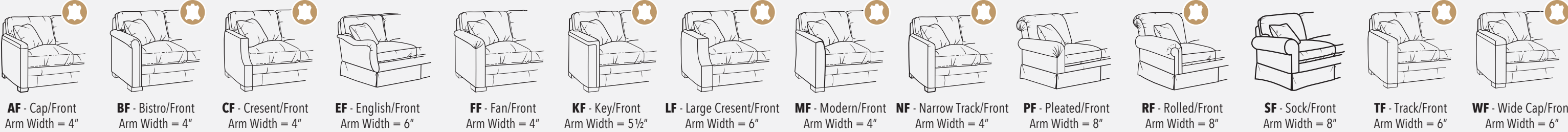
## Choose Arm Style

- ☐ ☐ - T-Cushion Curved Front Base/Leg
- ☐ **S** - T-Cushion Square Front Base/Leg



## Choose Back Style

- ☐ **F** - Arms to the Front
- All Standard With Square Front Base/Leg



## Choose Base Style

- ☐ **B** - Box (Loose)
- ☐ **K** - Knife (Loose)
- ☐ **A** - Attached Box
- ☐ **S** - Semi-Attached Knife
- ☐ **L** - Lawson\*
- ☐ **T** - Tight
- ☐ **C** - Casual Back (Loose)
- ☐ **N** - No Ear Box Loose
- ☐ **O** - Omit Ear Knife (Loose)



96 - Series Dimensions	97 - Series Dimensions
Height: 37 in.	Height: 39 in.
Overall Depth: 38 in.	Overall Depth: 41 in.
Seat Depth: 22 in.	Seat Depth: 24 in.
Arm Height: 25 in.	Arm Height: 25 in.
Seat Height: 19 in.	Seat Height: 19 in.

**Note:** All dimensions are approximate and will vary slightly based on Options. \*L-Lawson Back Heights are approx. 2" lower than standard.

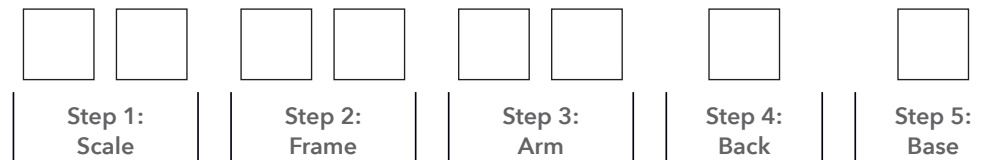


Look out for the Leather Icon indicating the style is available in leather!

# SHERRILL FURNITURE

## 9600/9700 Design Your Own Series

All the Design Your Own Series frames are available in the traditional 96 series scale or the more generously scaled 97 series. The 96 or 97 (L6 or L7 for Leather) prefix determines the scale of your Sofa, Chair or Sectional. You can then personalize your frame choice by selecting Arm, Back and Base options to suit your individual style.



### 1 Select Your Scale

96 or 97 Series number indicates your depth and height.

**96 Series - Fabric**  
**\*L6 Series - Leather**



9601-NFLH

**97 Series = Fabric**  
**\*L7 Series = Leather**



9701-NFLH

### 2 Select Your Frame Style

#### Chairs / Sofas:

- 01** - Chair
- 00** - Ottoman\*\*
- 11** - Chair & 1/2
- 10** - Large Ottoman\*\*
- 02** - Two Cushion 66" Loveseat
- 23** - Two Cushion 80" Sofa

- 33** - Three Cushion 80" Sofa
- 24** - Two Cushion 88" Sofa
- 34** - Three Cushion 88" Sofa
- 25** - Two Cushion 97" Sofa
- 35** - Three Cushion 97" Sofa

#### Sectional Pieces:

- LC** - Left Arm Chair
  - RC** - Right Arm Chair
  - LL** - Left Arm Loveseat
  - RL** - Right Arm Loveseat
  - LS** - Left Arm Sofa
  - RS** - Right Arm Sofa
  - LN** - Left Arm Corner Sofa
  - RN** - Right Arm Corner Sofa
  - LZ** - Left Arm Chaise
  - RZ** - Right Arm Chaise
- LA** - Left Angle Loveseat
  - RA** - Right Angle Loveseat
  - AL** - Armless Loveseat
  - AS** - Armless Sofa
  - AC** - Armless Chair
  - SO** - Sectional Ottoman
  - SC** - Sectional Chair
  - CC** - Curved Corner

\*Note: All Frames are standard with Welt. Two Weltless Options are available for an upcharge. Specify (Weltless: French-Seam) or (Weltless: Double Needle).

\*Ottomans come standard with rollers.

### 3 Select Your Arm Style



**T-Cushion Arms Curved Front Base/Legs**

- **A** - Cap
- **B** - Bistro
- **E** - English
- **F** - Fan
- **K** - Key
- **M** - Modern
- **N** - Narrow Track
- **P** - Pleated
- **R** - Rolled
- **S** - Sock
- **T** - Track
- **W** - Wide Cap



**T-Cushion Arms Square Front Base/Legs**

- **AS** - Cap Square
- **BS** - Bistro Square
- **ES** - English Square
- **FS** - Fan Square
- **KS** - Key Square
- **MS** - Modern Square
- **NS** - Narrow Track Square
- **PS** - Pleated Square
- **RS** - Rolled Square
- **SS** - Sock Square
- **TS** - Track Square
- **WS** - Wide Cap Square



**Arms To The Front Square Front Base/Legs**

- **AF** - Cap Front
- **BF** - Bistro Front
- **CF** - Crescent Front
- **EF** - English Front
- **FF** - Fan Front
- **KF** - Key Front
- **LF** - Large Crescent Front
- **MF** - Modern Front
- **NF** - Narrow Track Front
- **PF** - Pleated Front
- **RF** - Rolled Front
- **SF** - Sock Front
- **TF** - Track Front
- **WF** - Wide Cap Front

### 4 Select Your Back Style

- **B** - Box Loose
- **N** - No Ear Box Loose
- **K** - Knife (Loose)
- **O** - Omit Ear Knife Loose
- **A** - Attached Box (Semi)
- **S** - Semi-Attached Knife
- **L** - Lawson\*
- **T** - Tight
- **C** - Casual (Loose)

### 5 Select Your Base Style

- **S** - Skirt
- **D** - Dressmaker
- **U** - Upholstered
- **B** - Bun
- **W** - Wood
- **L** - Large Tapered Block
- **T** - Tapered
- **H** - High Tapered
- **G** - Grand Turned

● = Style Available in Leather

### Standard Construction

Arm Height: 25 in.  
Approximate Seat Height: 19 in.  
Standard Finish: Antique Walnut, Exposed Wood base  
Also available in any "Custom Line" Finish  
Skirted & Upholstered Bases are standard and only available in Walnut Finish.  
\*L - Lawson Back Heights are approx. 2" lower than standard.  
\*Standard Throw Pillows are 21" x 21" Fabric Versions Only.



Weltless:  
French Seam



**9701-MSBD Chair**

Arm: MS-Modern/Square  
Back: B-Box (Loose), Base: D-Dressmaker  
Special Application: Shown with "Weltless French Seam"



Weltless:  
Double Needle



**9624-NAT Two Cushion 80" Sofa**

Arm: N-Narrow Track  
Back: A-Attached Box, Base: T-Tapered  
Special Application: Shown with "Weltless Double Needle"

**NOTE:** Two Special Weltless Applications are available on 96/97 for an upcharge. (See Price List) In place of standard welts you can request: "Weltless: Double Needle" or "Weltless: French Seam." Examples of each are shown below. These applications must be indicated on your order as a "Special Application."



**L601-BFNT Chair**

Arm: BF - Bistro/Front  
Back: N - No Ear Box (Loose)  
Base: T - Tapered

Also Available:

**L600-XXT Ottoman**

Base: T-Tapered



**9725-WSBL Two Cushion 97" Sofa**

Arm: WS-Wide Cap/Square, Back: B-Box,  
Base: L-Large Tapered Block



**L734-NSBU Three Cushion 88" Sofa**

Sofa Arm: NS-Narrow/Square, Back: B-Box,  
Base: U-Upholstered



**96LS-NFLT Left Arm Sofa, 96RN-NFLT Right Arm Corner Sofa**

Options Shown: Arm: NF-Narrow Track Front, Back: L-Lawson, Base: T-Tapered. Shown with 1 additional throw pillow.